

Compensation and Employment Survey Results

LocumTenens.com conducted its Annual Compensation and Employment Survey in the early summer of 2008. Survey respondents represent physicians who practice on a locum tenens basis as well as those with permanent salaries. This report includes compensation and employment statistics for the field of anesthesiology including:

- Annual compensation ranges
 - Rural vs. Metro
 - Years in Practice
 - Gender
- Universal Healthcare & Income
- Time frame for making next job change
- Influencing factors for seeking a job change
- Insights and remarks about the practice of medicine today

At a glance:

Survey respondents were:

81% Board Certified, 14% Board Eligible

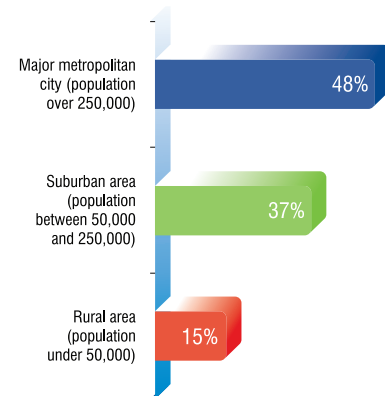
80% Male, 20% Female

85% work in major metropolitan city or a suburban area

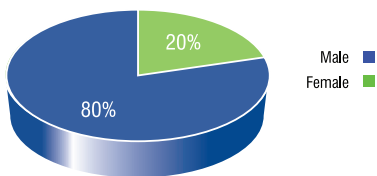
62% have been in practice for more than 10 years

Permanent and Locum Tenens

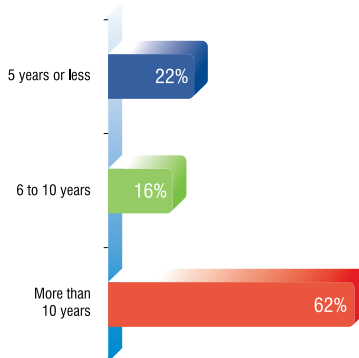
Rural vs. Metro



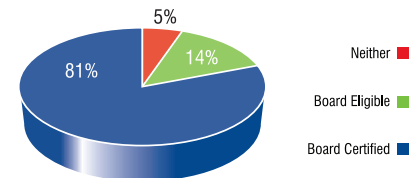
Gender



Years in practice



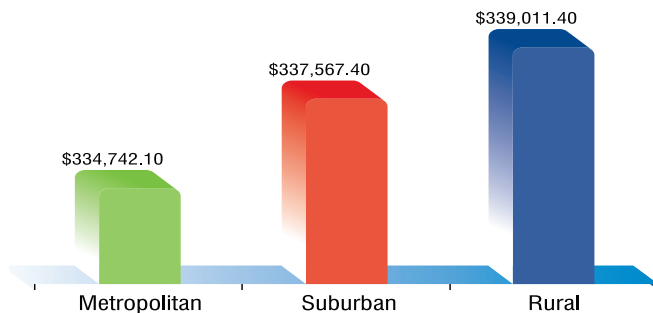
Board Status



Average Annual Compensation

2008 Average annual anesthesiologist salary: \$336,374.70

Metro vs. Rural



What do you like most about practicing medicine?

“I feel that I am contributing to society and I enjoy putting people at ease during very stressful times.”

“I enjoy making people pain free.”

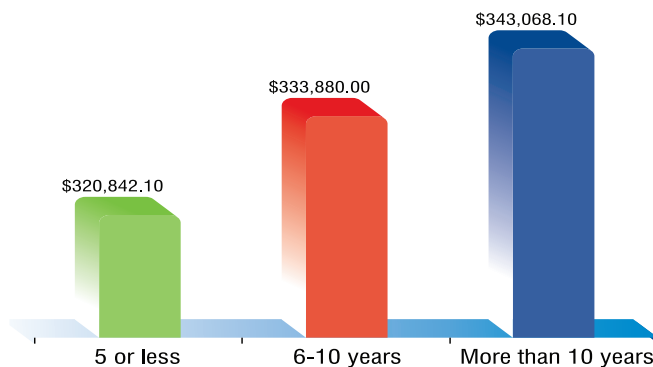
“Patient care, innovation, and the unique intersection of all human endeavors—there is no other field of practice that allows a human being to have access to virtually all aspects of human knowledge.”

“Sense of accomplishment, intellectual challenge, service.”

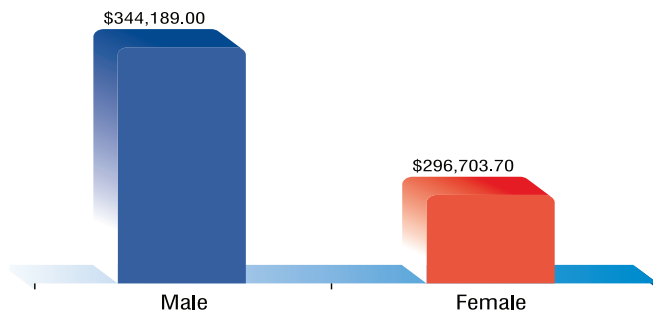
“I enjoy the mix of procedures and intellectual exercise in anesthesiology.”

“The patients and the art of anesthesia.”

Experience level

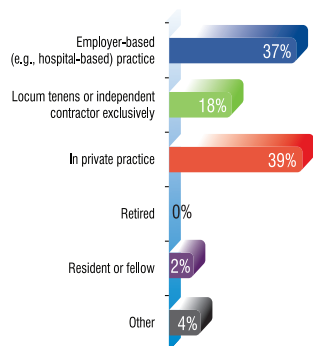


Salary and gender

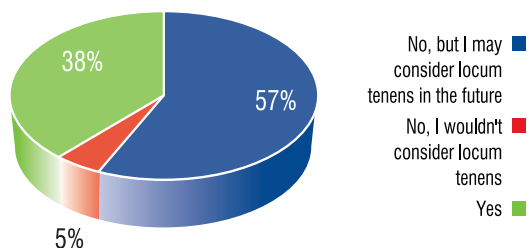


*Compensation includes Salary and Bonuses only. Retired and Resident/Fellow are not included.

Employment Status



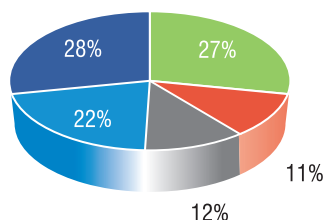
Worked as a locum tenens provider?



95% of respondents have either worked locum tenens or would consider it.

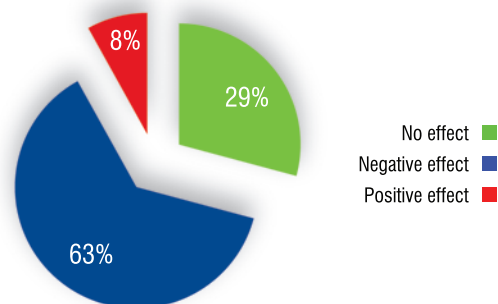
2007 gross personal income compared to 2006

- Was about the same as in 2006.
- Was less than in 2006 by 10 percent or more.
- Was less than in 2006 by 2-9 percent.
- Was greater than 2006 by 10 percent or more.
- Was greater than 2006 by 2-9 percent.



50% of respondents say their 2007 personal income is about the same as, or less than, their 2006 personal income.

What effect would universal healthcare have on your personal income?



Almost two thirds of respondents say universal healthcare will negatively affect their personal income.

How would universal healthcare affect your personal income?

“Universal healthcare will mean Medicaid reimbursement rates. All physician incomes will decline substantially and quality of patient care will erode due to inability to maintain practice costs.”

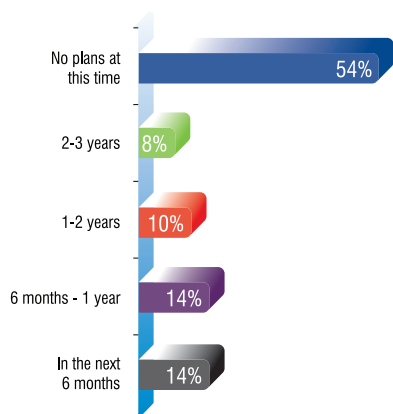
“Universal healthcare will eventually destroy the income for all providers, although there will be a short term bump in incomes for the first 3 years or so after it kicks in.”

“I expect my taxes would be raised to pay for universal health care (in the short run)-and possibly/hopefully eventually stabilize when the US pays for healthcare more efficiently (eg-less ER visits for primary care issues, as is currently the case).”

“May lower [salary] but I doubt it, there are not enough providers.”

“Would increase reimbursement from currently 'free care.'”

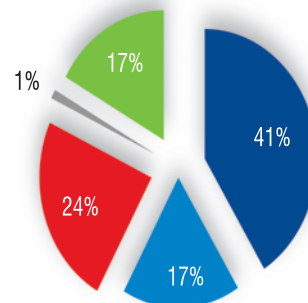
Time frame for making next job change



46% of respondents have plans to make a job change within the next 3 years, more than half of which plan to do so within the next year.

Top reason for making a job change

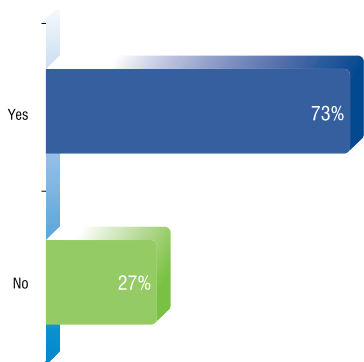
- Higher compensation
- Better community for self/family
- Better work environment
- High medical malpractice premiums in current state
- Other



41% of respondents cite higher compensation as the top reason for making a job change.

* Other top reasons for making a job change: job security/stability, better hours, more time off, flexibility, retirement

Choose medicine again?



When asked "If you had your career to do all over again, would you choose medicine?", 73% of the respondents said that they would.

Compared to other specialties:

When asked if they would choose medicine again, here's how the other specialists' opinions compared:

	yes	no
Anesthesiology	73%	27%
Cardiology	82%	18%
General Surgery:	73%	27%
Internal Medicine	75%	25%
Obstetrics/Gyn	75%	25%
Orthopedic Surgery	78%	22%
Pediatrics	73%	27%
Psychiatry	83%	17%
Radiology	71%	29%

About LocumTenens.com

Founded in 1995, LocumTenens.com is a full-service physician and CRNA recruiting firm specializing in supplemental placement of anesthesiologists, cardiologists, radiologists, psychiatrists, surgeons and CRNAs (certified registered nurse anesthetists) with U.S. hospitals, medical groups and community health centers. LocumTenens.com is part of the Jackson Healthcare family of companies.

In addition to full-service recruiting assistance, LocumTenens.com operates a free job board at www.LocumTenens.com which currently has 1,312 anesthesiology opportunities posted.

